

# DATA FILE 2008



**NSK** **NAKANISHI INC.**

## 会社概要 (2008年12月31日現在) Corporate Profile (As of December 31, 2008)

商号	株式会社 ナカニシ	Corporate name	: NAKANISHI INC.
設立	1953年2月24日	Founded	: February 24, 1953
本社	栃木県鹿沼市下日向700番地	Head office	: 700 Shimohinata, Kanuma, Tochigi, Japan
資本金	8億6,794万円	Capital stock	: 867million yen
従業員数	468名 (連結554名)	Number of employees	: 468 (Consolidated 554)
事業内容	医療器械器具の製作並びに販売 工業用動力器械器具の製作並びに販売	Business lines	: Manufacturing and sales of dental precision rotary instruments and general industrial precision rotary instruments.
取引銀行	足利銀行 みずほ銀行 三菱東京UFJ銀行 三井住友銀行	Correspondent banks	: The Ashikaga Bank Ltd., The Mizuho Bank, Ltd., The Bank of Tokyo-Mitsubishi UFJ, Ltd., The Sumitomo Mitsui Banking Corporation
取締役及び監査役	代表取締役会長 中西崇介 代表取締役社長 中西英一 専務取締役 中西賢介 常務取締役 押田 薫 監査役 戸田 洋子 監査役 野長瀬 裕二 監査役 竹澤 一郎	Directors and corporate auditors	: Chairman & CEO Takasuke Nakanishi President & COO Eiichi Nakanishi Senior Managing Director Kensuke Nakanishi Managing Director Kaoru Oshida Corporate Auditors Hiroko Toda Yuji Nonagase Ichiro Takezawa

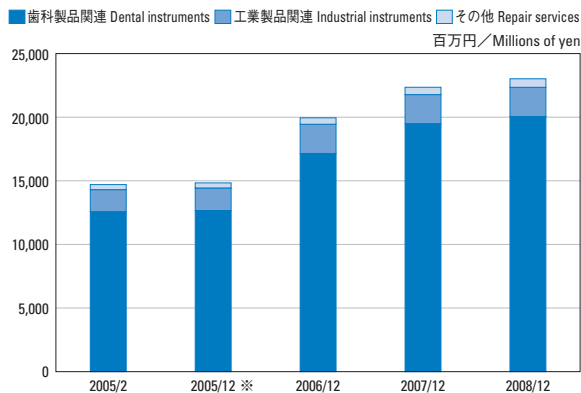
# 企業理念 Corporate Philosophy

堅牢、優美、廉価なものづくりを通して、  
人々の健康とより良い社会を実現し、  
全世界の人々との友好を広げる。

To continually materialize our vision of contributing to the health,  
wellbeing and progress of people throughout the world, via the  
application of NSK high quality, advanced performance products,  
being affordable to all nations.

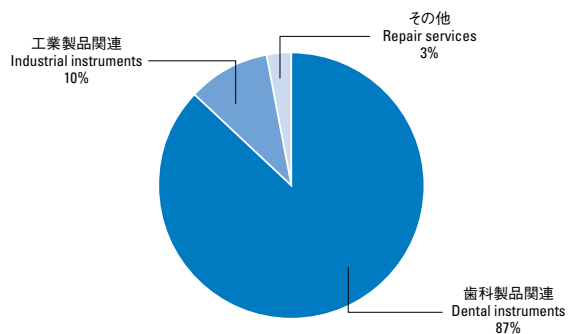
## 主要財務指標等 Financial Highlights (Consolidated basis)

### 事業別売上高推移 Comparative sales by division

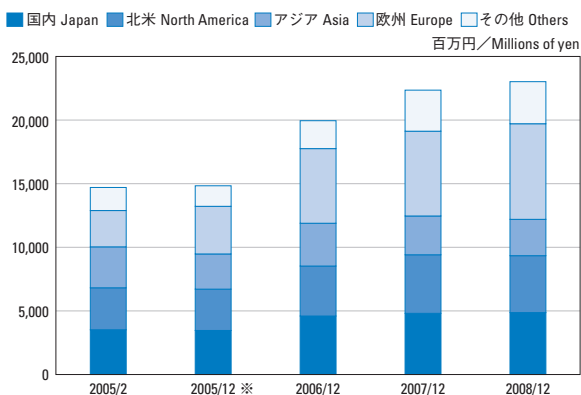


※決算期変更により約10ヶ月の決算期間となっております。The reporting period was an irregular term of just over 10 months as a result of the change in the company's balance-sheet date.

### 事業別売上高構成比 Sales ratio by division 2008/12

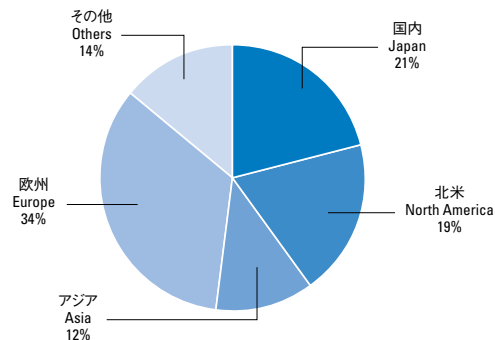


### 地域別売上高推移 Comparative sales by region



※決算期変更により約10ヶ月の決算期間となっております。The reporting period was an irregular term of just over 10 months as a result of the change in the company's balance-sheet date.

### 地域別売上高構成比 Sales ratio by region 2008/12



(単位：千円/Thousands of yen)

Net sales by division		2005/2	2005/12※	2006/12	2007/12	2008/12
歯科製品関連	Dental instruments	12,577,690	12,666,319	17,149,310	19,496,817	20,059,034
工業製品関連	Industrial instruments	1,730,728	1,772,047	2,297,325	2,279,088	2,290,148
その他	Repair services	396,842	398,901	505,438	578,047	671,145
合計	Total	14,705,262	14,837,268	19,952,074	22,353,953	23,020,328

※決算期変更により約10ヶ月の決算期間となっております。The reporting period was an irregular term of just over 10 months as a result of the change in the company's balance-sheet date.

(単位：千円/Thousands of yen)

Net sales by geographic breakdown		2005/2	2005/12※	2006/12	2007/12	2008/12
国内	Japan	3,520,631	3,463,322	4,599,386	4,810,502	4,868,584
北米	North America	3,297,550	3,249,078	3,928,933	4,602,151	4,473,056
アジア	Asia	3,217,060	2,765,081	3,364,373	3,049,407	2,856,416
欧州	Europe	2,854,097	3,744,971	5,865,183	6,664,368	7,514,938
その他	Others	1,815,922	1,614,814	2,194,197	3,227,522	3,307,332
合計	Total	14,705,262	14,837,268	19,952,074	22,353,953	23,020,328

※決算期変更により約10ヶ月の決算期間となっております。The reporting period was an irregular term of just over 10 months as a result of the change in the company's balance-sheet date.

# 連結貸借対照表 Consolidated Balance Sheets

(単位：千円/Thousands of yen)

		2005/2	2005/12	2006/12	2007/12	2008/12
<b>資産の部</b>	<b>Assets</b>					
<b>流動資産</b>	<b>Current assets</b>	11,117,307	13,879,223	17,899,952	20,901,550	17,967,837
現金及び預金	Cash and deposits	5,200,734	6,159,185	8,623,612	10,574,206	7,502,067
受取手形及び売掛金	Notes and accounts receivable	1,837,602	2,110,319	2,637,011	3,025,866	3,140,230
有価証券	Marketable securities	143,567	1,038,135	1,161,537	1,129,458	1,078,145
たな卸資産	Inventories	3,575,032	4,158,122	4,927,758	5,477,403	5,538,786
繰延税金資産	Deferred tax assets	298,417	225,302	377,312	430,677	385,832
その他	Other current assets	96,177	206,834	180,881	274,481	331,891
貸倒引当金	Allowance for doubtful accounts	(34,223)	(18,675)	(8,160)	(10,543)	(9,115)
<b>固定資産</b>	<b>Noncurrent assets</b>	10,876,341	11,549,434	12,770,029	14,089,121	12,142,627
<b>有形固定資産</b>	<b>Tangible fixed assets</b>	2,679,542	3,282,712	3,466,749	4,054,711	3,939,873
建物及び構築物	Buildings and structures	2,505,676	3,184,502	3,318,318	3,348,105	3,771,239
機械装置及び運搬具	Machinery, equipment and vehicles	1,349,505	1,402,064	1,490,306	1,635,052	1,729,869
土地	Land	543,907	536,439	536,439	901,916	850,707
建設仮勘定	Construction in progress	73,949	87,927	255,074	483,484	85,777
その他	Other fixed assets	802,858	974,137	1,130,085	1,336,162	1,610,662
減価償却累計額	Less accumulated depreciation	(2,596,356)	(2,902,359)	(3,263,476)	(3,650,009)	(4,108,383)
<b>無形固定資産</b>	<b>Intangible assets</b>	250,071	335,906	325,957	317,564	514,683
ソフトウェア	Software	215,189	279,198	281,022	220,014	185,095
ソフトウェア仮勘定	Software under development	30,933	4,339	2,375	55,853	185,123
のれん	Consolidation adjustments	—	43,428	33,777	24,127	127,782
その他	Other intangible assets	3,948	8,939	8,781	17,570	16,681
<b>投資その他の資産</b>	<b>Investments and other assets</b>	7,946,728	7,930,815	8,977,322	9,716,845	7,688,070
投資有価証券	Investment securities	6,160,028	5,689,099	6,167,292	7,077,675	4,447,598
関係会社株式	Investments in affiliates	—	—	37,687	130,076	158,033
関係会社出資金	Investments in capital of affiliates	—	30,000	33,912	34,166	3,199
保険積立金	Refundable insurance premium	1,428,732	1,532,802	1,602,718	1,750,448	1,888,352
長期定期預金	Long-term time deposits	—	472,280	952,880	500,000	500,000
繰延税金資産	Deferred tax assets	315,149	157,810	132,950	191,555	524,960
その他	Other investments and other assets	64,560	70,705	71,764	35,073	168,020
貸倒引当金	Allowance for doubtful accounts	(21,743)	(21,883)	(21,883)	(2,150)	(2,094)
<b>資産合計</b>	<b>Total assets</b>	21,993,648	25,428,657	30,669,982	34,990,672	30,110,465
<b>負債の部</b>	<b>Liabilities</b>					
<b>流動負債</b>	<b>Current liabilities</b>	3,107,791	2,915,435	3,846,956	3,665,121	3,046,632
買掛金	Accounts payable	277,820	477,571	400,555	559,307	391,577
短期借入金	Short-term borrowings	450,000	450,000	369,759	227,526	1,074,928
未払法人税等	Income taxes payable	1,564,126	1,036,327	1,854,472	1,546,315	539,266
賞与引当金	Accrued employees' bonuses	—	—	140,335	140,000	—
役員賞与引当金	Accrued directors' bonuses	—	—	166,900	177,700	—
その他	Other current liabilities	815,844	951,536	914,933	1,014,271	1,040,859
<b>固定負債</b>	<b>Long-term liabilities</b>	457,170	509,122	631,599	677,114	1,718,960
長期借入金	Long-term borrowings	—	—	96,538	91,789	1,141,990
繰延税金負債	Deferred tax liabilities	—	—	—	—	2,366
退職給付引当金	Reserve for employees' retirement benefits	192,345	227,621	255,377	276,110	269,103
役員退職慰労引当金	Reserve for directors' retirement benefits	264,825	281,501	279,683	309,215	305,500
<b>負債合計</b>	<b>Total liabilities</b>	3,564,962	3,424,558	4,478,555	4,342,235	4,765,592
<b>少数株主持分</b>	<b>Minority interests</b>	—	124,781	—	—	—
<b>資本の部</b>	<b>Shareholders' equity</b>					
資本金	Common stock	867,948	867,948	—	—	—
資本剰余金	Capital surplus	1,163,548	1,163,548	—	—	—
利益剰余金	Retained earnings	16,212,796	19,364,863	—	—	—
その他有価証券評価差額金	Unrealized gain on available-for-sale securities	179,791	459,984	—	—	—
為替換算調整勘定	Foreign currency translation adjustments	7,516	25,888	—	—	—
自己株式	Treasury stock	(2,915)	(2,915)	—	—	—
<b>資本合計</b>	<b>Total shareholders' equity</b>	18,428,686	21,879,317	—	—	—
<b>負債、少数株主持分及び資本合計</b>	<b>Total liabilities, minority interests and shareholders' equity</b>	21,993,648	25,428,657	—	—	—
<b>純資産の部</b>	<b>Net assets</b>					
<b>株主資本</b>	<b>Shareholders' equity</b>	—	—	25,485,451	29,882,739	25,716,453
資本金	Common stock	—	—	867,948	867,948	867,948
資本剰余金	Capital surplus	—	—	1,163,548	1,163,548	1,163,548
利益剰余金	Retained earnings	—	—	23,456,870	27,856,644	31,105,640
自己株式	Treasury stock	—	—	(2,915)	(5,401)	(7,420,684)
<b>評価・換算差額等</b>	<b>Valuation and translation differences</b>	—	—	558,754	595,001	(388,524)
その他有価証券評価差額金	Unrealized gain on available-for-sale securities	—	—	452,116	420,042	(39,385)
為替換算調整勘定	Foreign currency translation adjustments	—	—	106,637	174,958	(349,139)
<b>少数株主持分</b>	<b>Minority interests</b>	—	—	147,220	170,695	16,944
<b>純資産合計</b>	<b>Total net assets</b>	—	—	26,191,426	30,648,436	25,344,872
<b>負債・純資産合計</b>	<b>Total liabilities and net assets</b>	—	—	30,669,982	34,990,672	30,110,465

金額は千円未満を切捨てて表示しております。Note: Amounts under one thousand yen are omitted.

# 連結損益計算書 Consolidated Statements of Income

(単位：千円/Thousands of yen)

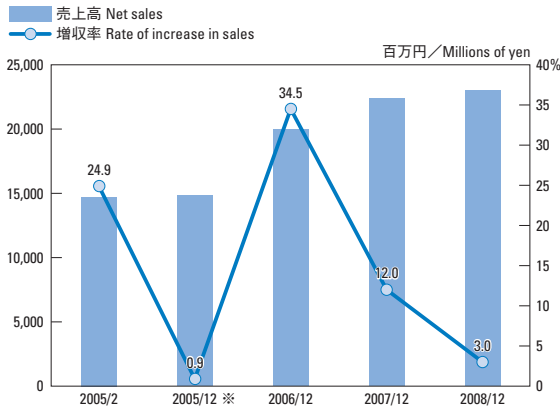
		2005/2	2005/12※	2006/12	2007/12	2008/12
売上高	Net sales	14,705,262	14,837,268	19,952,074	22,353,953	23,020,328
売上原価	Cost of sales	6,017,100	6,134,494	7,806,764	8,485,823	8,684,260
売上総利益	Gross profit	8,688,161	8,702,774	12,145,310	13,868,130	14,336,067
販売費及び一般管理費	Selling, general and administrative expenses	3,459,455	3,486,108	5,101,298	6,091,727	6,514,965
広告宣伝費	Advertisements	662,474	676,094	903,474	1,230,341	1,347,818
役員報酬	Remuneration for directors and corporate auditors	247,690	211,000	240,268	242,007	342,922
給与手当	Salaries, bonuses and benefits	594,937	649,571	1,030,418	1,217,774	1,650,074
退職給付費用	Retirement benefits	13,308	10,510	25,120	15,523	10,696
役員退職慰労引当金繰入額	Provision for retirement benefits for directors and corporate auditors	42,447	16,676	27,950	29,532	35,411
支払手数料	Commission paid	411,686	397,311	501,655	640,700	730,937
減価償却費	Depreciation	93,368	85,937	117,746	126,378	158,378
その他	Others	1,393,544	1,439,006	2,254,664	2,589,469	2,238,726
営業利益	Operating income	5,228,705	5,216,665	7,044,012	7,776,402	7,821,102
営業外収益	Nonoperating income	217,600	734,000	522,797	509,157	337,462
受取利息	Interest income	97,351	138,170	257,757	377,766	239,903
受取配当金	Dividend received	43,402	37,694	14,672	21,700	17,032
有価証券売却益	Gain on redemption of marketable securities	18,357	—	92	—	—
投資有価証券売却益	Gain on sale of investment securities	34,488	149,759	16,792	27,823	6,089
投資組合出資運用益	Gain on investments in partnerships	—	2,889	5,173	—	—
生命保険解約返戻金	Life insurance premium refunded on cancellation	6,899	5,028	39,843	26,145	30,321
為替差益	Foreign exchange gain	—	359,020	142,109	—	—
雑収入	Other	17,102	41,436	46,355	55,721	44,114
営業外費用	Nonoperating expenses	74,357	46,721	51,946	205,117	1,661,562
支払利息	Interest expenses	2,791	2,168	4,017	7,567	15,255
手形売却損	Loss on sale of trade notes	4	—	—	—	—
たな卸資産評価損	Loss on valuation of inventory	34,355	38,932	47,928	78,479	18,975
投資有価証券売却損	Loss on sale of investment securities	—	4,763	—	—	—
為替差損	Foreign exchange loss	36,496	—	—	111,911	1,600,289
雑損失	Other	708	857	0	7,158	27,041
経常利益	Ordinary profit	5,371,948	5,903,944	7,514,863	8,080,442	6,497,002
特別利益	Extraordinary income	236,512	13,261	114,079	104,310	9,772
固定資産売却益	Gain on sale of noncurrent assets	129	97	217	2,026	1,656
投資有価証券清算益	Gain on liquidation of investment securities	4	—	7,332	—	—
貸倒引当金戻入益	Reversal of allowance for doubtful accounts	—	13,011	9,594	12,713	1,431
生命保険満期返戻金	Life insurance premium refunded on maturity	217,973	—	—	—	—
生命保険解約差益	Gain on cancellation of life insurance	18,405	152	96,935	89,570	6,684
特別損失	Extraordinary losses	150,430	63,570	3,905	60,832	326,091
固定資産売却損	Loss on sale of noncurrent assets	25,714	100	690	91	—
固定資産除却損	Loss on disposal of noncurrent assets	—	39,778	1,079	8,871	31,508
投資有価証券評価損	Loss on valuation of investment securities	—	—	—	51,870	294,483
退職給付費用	Expenses for employees' retirement benefits	110,574	23,550	—	—	—
保険解約損	Loss on cancellation of insurance	13,914	—	2,135	—	—
貸倒引当金繰入額	Provision for allowance for doubtful accounts	227	140	—	—	—
ゴルフ会員権評価損	Provision for allowance for golf memberships	—	—	—	—	100
税金等調整前当期純利益	Income before income taxes	5,458,029	5,853,635	7,625,037	8,123,920	6,180,683
法人税、住民税及び事業税	Income taxes-current	2,257,497	2,257,049	3,150,210	3,297,162	2,263,432
過年度法人税、住民税及び事業税	Income taxes-prior year	104,269	—	—	—	—
法人税等調整額	Income taxes-deferred	(123,419)	37,532	(125,436)	(90,202)	27,076
少数株主利益	Minority interest in earnings	—	5,070	24,910	28,383	4,772
当期純利益	Net income	3,219,681	3,553,982	4,575,351	4,888,576	3,885,402

金額は千円未満を切捨てて表示しております。Note: Amounts under one thousand yen are omitted.

※決算期変更により約10ヶ月の決算期間となっております。The reporting period was an irregular term of just over 10 months as a result of the change in the company's balance-sheet date.

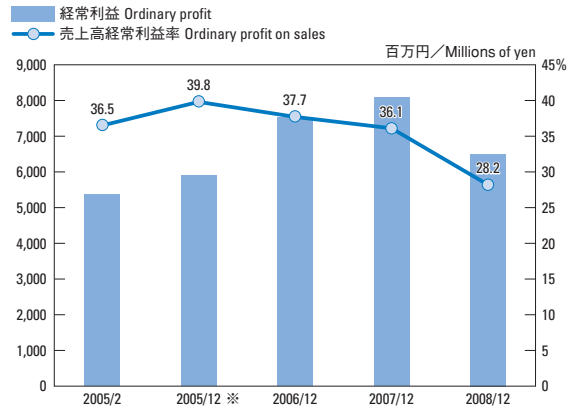
# 主要財務指標等 Financial Highlights (Consolidated basis)

## 売上高／増収率 Net sales/Rate of increase in sales

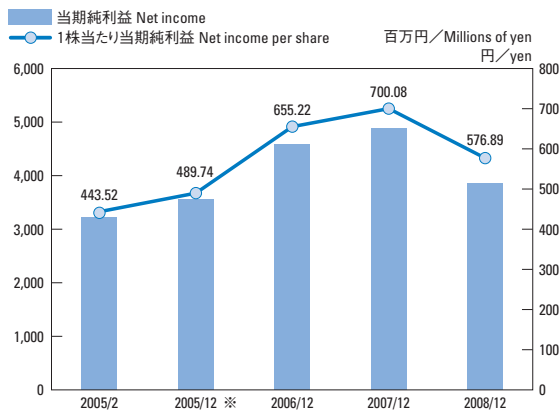


※決算期変更により約10ヶ月の決算期間となっております。The reporting period was an irregular term of just over 10 months as a result of the change in the company's balance-sheet date.

## 経常利益／売上高経常利益率 Ordinary profit/Ordinary profit on sales

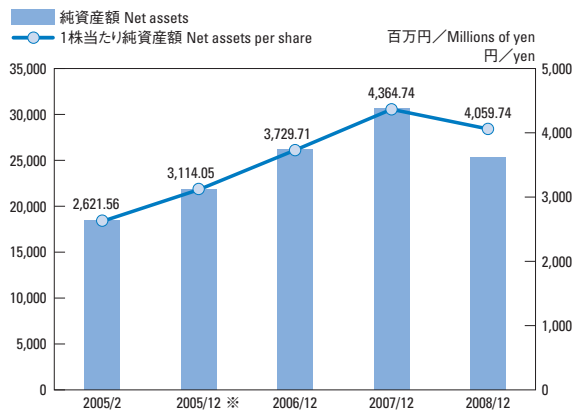


## 当期純利益／1株当たり当期純利益 Net income/Net income per share

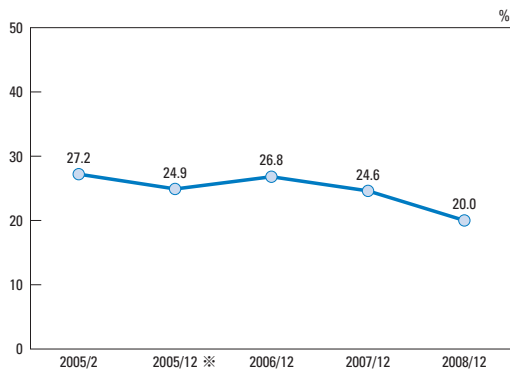


※決算期変更により約10ヶ月の決算期間となっております。The reporting period was an irregular term of just over 10 months as a result of the change in the company's balance-sheet date.

## 純資産額／1株当たり純資産額 Net assets/Net assets per share

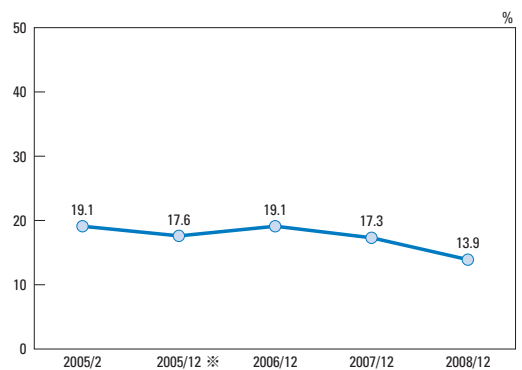


## 総資産経常利益率 Return on assets



※決算期変更により約10ヶ月の決算期間となっております。The reporting period was an irregular term of just over 10 months as a result of the change in the company's balance-sheet date.

## 自己資本当期純利益率 Return on equity



(単位：千円/Thousands of yen)

		2005/2	2005/12※	2006/12	2007/12	2008/12
売上高	Net sales	14,705,262	14,837,268	19,952,074	22,353,953	23,020,328
増収率(%)	Rate of increase in sales (%)	24.9	0.9	34.5	12.0	3.0
経常利益	Ordinary profit	5,371,948	5,903,944	7,514,863	8,080,442	6,497,002
売上高経常利益率(%)	Ordinary profit on sales (%)	36.5	39.8	37.7	36.1	28.2
当期純利益	Net income	3,219,681	3,553,982	4,575,351	4,888,576	3,885,402
1株当たり当期純利益(円)	Net income per share (yen)	443.52	489.74	655.22	700.08	576.89
総資産額	Total assets	21,993,648	25,428,657	30,669,982	34,990,672	30,110,465
純資産額	Net assets	18,428,686	21,879,317	26,191,426	30,648,436	25,344,872
総資産経常利益率(%)	Return on assets (%)	27.2	24.9	26.8	24.6	20.0
1株当たり純資産額(円)	Net assets per share (yen)	2,621.56	3,114.05	3,729.71	4,364.74	4,059.74
自己資本当期純利益率(%)	Return on equity (%)	19.1	17.6	19.1	17.3	13.9

※決算期変更により約10ヶ月の決算期間となっております。The reporting period was an irregular term of just over 10 months as a result of the change in the company's balance-sheet date.

## 沿革 Our History

1930年(昭和5年)	歯科用回転機器コントラアングルハンドピースの製造を目的として中西敬一が千代田区千代田豊島町に中西製作所を創業	1930	Keiichi Nakanishi established NSK in Tokyo, to manufacture and sell contra angle dental handpieces.
1945年(昭和20年)	第二次世界大戦の戦火を避けるために栃木県鹿沼市下沢へ移転	1945	Factory was closed due to World War II and the production of dental handpieces was forced to cease. Keiichi Nakanishi moved to Tochigi-ken, 100km north of Tokyo.
1951年(昭和26年)	鹿沼市上日向に中西製作所を設立	1951	Keiichi Nakanishi re-established NSK in Kanuma-shi, Tochigi-ken.
1953年(昭和28年)	従来製品に加え、歯科用ドリットハンドピースの製造を開始。規模の拡大にともない法人組織化し、社名を有限会社中西歯科器械製作所と変更	1953	In addition to contra angle dental handpieces, NSK commenced production of Doriot handpieces for dental use. Concurrent with this business expansion, it also incorporated.
1971年(昭和46年)	歯科用エアタービンの製作を開始	1971	Production of air turbines commenced.
1979年(昭和54年)	自社に海外営業部を設置し、独自ルートでNSKブランド製品の輸出を開始	1979	Overseas export of NSK brand products commenced by establishing an Overseas Sales Department within the company.
1982年(昭和57年)	工業用超高速回転機器の製造・販売を開始	1982	The Company began manufacturing and selling industrial high speed rotary equipment.
1984年(昭和59年)	アメリカ合衆国における販売網、及びサービスの拠点としてNSKアメリカコーポレーションをシカゴに設立	1984	NSK established NSK AMERICA CORPORATION in Illinois as the base for its U.S. sales and service network.
1993年(平成5年)	ヨーロッパにおいてクリーンヘッドシステムが歯科医療分野の感染予防に大いに貢献したと認められ、応用技術最優秀賞を受賞	1993	The Patented "Clean Head System" won the SITAD Applied Technology highest award for its significant contribution in the prevention of infection in the field of dental treatment in Europe.
1997年(平成9年)	品質保証の国際規格(ISO9001)の認証を取得	1997	To ensure through Quality Control, NSK obtained Certification of Compliance with the ISO9001 International Quality Assurance Standard.
1999年(平成11年)	環境マネジメントシステムの国際規格(ISO14001)の認証を取得し、環境に配慮した企業活動の定着を図る	1999	To promote environmentally conscious corporate activities, NSK obtained Certification of Compliance with the ISO14001 International Standard for Environmental Management Systems.
2000年(平成12年)	日本証券業協会に店頭登録。中近東、中央アジアの販売強化を図るため、アラブ首長国連邦のドバイに駐在員事務所を開設	2000	The Company went public. Registered with the Japan Securities Dealers Association. To strengthen sales in the Middle East and Central Asia, NSK established an office in Dubai, United Arab Emirates.
2001年(平成13年)	下日向工場の敷地内に新本社本館が完成し、本社機能を移転	2001	A new main building of the headquarters was completed at the site of the Shimohinata Plant to relocate headquarters operations.
2003年(平成15年)	ドイツ、ベネルクス、東欧における販売、サービスの拠点としてNSKヨーロッパをドイツ連邦共和国のフランクフルトに設立。西日本地域の顧客へのサービスを充実させるため大阪事務所を開設	2003	NSK established the third subsidiary, NSK EUROPE GmbH in Frankfurt-Germany, to improve the sales and service activities in European market. Osaka branch is started up to provide better services in the western region of Japan.
2005年(平成17年)	中国市場における代理店支援、情報収集及びアフターサービスの拠点として上海に上海馨速克(NSK)を設立。フランス市場における当社製品の販売を当社主導にて行うため、販売代理店の株式を取得し、NSKフランスを設立。部品工用設備の増強と生産性の向上を図るためCNC工場を本社工場敷地内に建設。外科治療用機器の製造・販売を開始	2005	NSK established NSK SHANGHAI CO.,LTD. in Shanghai-China, to support our agents and service activities in the Chinese market. NSK acquired the stock of its sales agent in France and established NSK FRANCE S.A.S. to sell its products directly in the French market. NSK built a new plant for CNC machines at the site of Shimohinata to expand its production facilities and improve productivity.
2006年(平成18年)	オセアニア市場における販売ならびにサービスの拠点としてNSK OCEANIA PTY. LIMITEDをオーストラリア連邦シドニー市に、NSK OCEANIA LIMITEDをニュージーランドオークランドに新設	2006	NSK established NSK OCEANIA PTY. LTD in Australia and NSK OCEANIA LTD in New Zealand as the base for its Oceania sales and service network.
2007年(平成19年)	イギリス、スコットランド、アイルランドにおける販売及びアフターサービスの拠点としてNSK United Kingdom Ltd.をイギリスに設立。ロシアにNSK Rus&CIS駐在員事務所を開設。韓国にNSK SERVICE CO.,LTD.を設立。	2007	NSK established NSK United Kingdom Ltd. in the United Kingdom as the base for its UK sales and service network. A representative office,NSK RUS&CIS opened in Russia. NSK SERVICE CO.,LTD. launched in Korea.
2008年(平成20年)	スペイン、ポルトガルにおける歯科製品の販売を促進するため、NSK-NAKANISHI Dental Spain S.A.をスペインに設立。NSK EURO HOLDINGS S.A.がドイツに集中倉庫を設立。	2008	NSK-NAKANISHI Dental Spain S.A. was established in Madrid-Spain. NSK EURO HOLDINGS S.A. and European Central Stock Center(ECSC) was established in Frankfurt-Germany.

## 子会社 Subsidiaries

- NSK EUROPE GmbH / NSK EURO HOLDINGS S.A.  
Elly-Beinhorn-Strasse 8, 65760 Eschborn, Germany  
TEL:+49(0)6196 77606-0 FAX:+49(0)6196 77606-29  
URL:www.nsk-europe.de
- NSK FRANCE S.A.S.  
19Avenue de Villiers, 75017 Paris, FRANCE  
TEL:+33(0)1 56 79 59 80 FAX:+33(0)1 56 79 59 81  
URL:www.nsk.fr
- NSK United Kingdom Ltd.  
Office 5, Gateway1000, Arlington Business Park, Whittle Way, Stevenage, SG1 2FP, UK  
TEL:+44(0)1438 310670 FAX:+44(0)1438 310671
- NSK-NAKANISHI Dental Spain S.A.  
C/ Módena 43 El Soho - Európolis, 28232 Las Rozas, Madrid, Spain  
TEL:+34-91-626-61-28 FAX:+34-91-626-61-32
- NSK AMERICA CORPORATION  
700B Cooper Court, Schaumburg, Illinois 60173, USA  
TEL:+1 847-843-7664 FAX:+1 847-843-7622  
URL:www.nsk-inc.com
- NSK SHANGHAI CO.,LTD.  
1703 Lei Shing Int. Plaza,1319 Yan'an west road, Shanghai, 200050, P.R. China  
TEL:+86(0)21 6252-7272 FAX:+86(0)21 6252 7855
- NSK OCEANIA PTY LTD  
Unit 22 198-222 Young St. Water 100 Sydney NSW2017 Australia  
TEL:+61(0)2 8306 3000 FAX:+61(0)2 8306 3060
- NSK SERVICE CO.,LTD.  
212 Starvalley 60-11,Gasan-dong, Geumcheon-Gu, Seoul, Korea  
TEL:+82-2-2027-0082/0085 FAX:+82-2-2027-0083